

HIGH SCHOOL OF ENGINEERING AND SCIENCE

2021-22 SCHOOL PROGRESS REPORT ON EDUCATION AND EQUITY

School Code | 4030 Sector | District Network | Network 1
Principal Name | Mr Darryl Johnson
Address | 1600 W Norris St
Phone | 215-400-7380 Website | hses.philasd.org/
Report Type | High School Grades in Report | 9-12
Admissions Category | Criteria-Based
Turnaround Model | N/A
Receives K8 Report | Yes
Oct 1 Enrollment | 782

Student Enrollment and Demographics




- 0.0% American Indian / Alaskan Native
- 13.4% Asian
- 62.0% Black / African American
- 11.1% Hispanic / Latino
- 5.4% Multi Racial / Other
- 0.1% Native Hawaiian / Pacific Islander
- 7.9% White

787 Total Number of Students Served for 10+ Days Over the Year	2.3% % Students with IEPs
0.9% % English Learners	51.7% % Economically Disadvantaged

Student Attendance

61.0% % Students Attending at Least 95% of Instructional Days	83.5% % Students Attending at Least 90% of Instructional Days
--	--

Score Level
Level 1
<p>Performance</p> <p style="text-align: center;">At or Above Target in 87.5 % 7 out of 8 Eligible Metrics</p>
<p>Improvement</p> <p style="text-align: center;">Insufficient Data for Score</p>
Goal Performance (All Students)
<p>GOAL 4 % of 11th Graders Proficient on Algebra, Biology, & Literature Keystones</p> <p style="text-align: center;">Score: 71.4 %</p> <div style="width: 71.4%; height: 15px; background-color: #00728f; margin-bottom: 5px;"></div> <p style="text-align: center; font-size: 0.9em;">39.7 pts above 2021-2022 target</p> <div style="display: flex; align-items: center; justify-content: center;"> <div style="background-color: #00728f; color: white; padding: 2px 5px; border-radius: 5px; font-size: 0.8em;">MEETING 2026 GOAL</div> <div style="margin: 0 10px; font-size: 0.8em;">no data prior year</div>  </div>
<p>GOAL 5 % of 12th Grade Career and Technical Education (CTE) Students Meeting Industry Standards</p> <p style="text-align: center; font-size: 1.5em;">Insufficient Sample</p>
<div style="display: flex; justify-content: space-around; margin-top: 20px;"> ● Meeting Target</div> <div style="display: flex; justify-content: space-around; margin-top: 5px;"> ● Not Meeting Target</div>

Performance	Improvement	Level
American Indian / Alaskan Native		
Insufficient Data for Score	Insufficient Data for Score	
Asian		
Insufficient Data for Score	Insufficient Data for Score	
Black / African American		
Insufficient Data for Score	Insufficient Data for Score	
Hispanic / Latino		
Insufficient Data for Score	Insufficient Data for Score	
Multi Racial / Other		
Insufficient Data for Score	Insufficient Data for Score	
Native Hawaiian / Pacific Islander		
Insufficient Data for Score	Insufficient Data for Score	
White		
Insufficient Data for Score	Insufficient Data for Score	
English Learners		
Insufficient Data for Score	Insufficient Data for Score	
Students with IEPs		
Insufficient Data for Score	Insufficient Data for Score	
Economically Disadvantaged		
Insufficient Data for Score	Insufficient Data for Score	

College & Career: Every Student Graduates Ready for College and Careers

Goal 4 - Keystone Proficiency

School Code | 4030 School Name | High School of Engineering and Science

Goal 4: The percentage of students who are proficient on all three state high school assessments (Algebra, Literature, and Biology) by the end of their 11th grade year will grow from 26.1% in August 2019 to 52.0% by August 2026.

% of 11th Graders Proficient on Algebra, Biology, & Literature Keystones

All Students, 192 students

Score: 71.4 %



2021-2022 Target: 31.7 %

39.7 pts above target

2025-2026 Goal: 52.0 %

19.4 pts above target



- Meeting Target
- Not Meeting Target

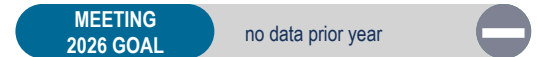
American Indian / Alaskan Native

Insufficient Sample

Asian, 28 students

Score: 60.7 %

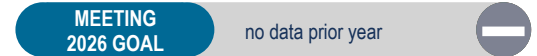
29.0 pts above target



Black / African American, 111 students

Score: 69.4 %

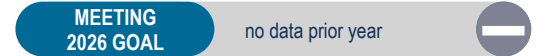
37.7 pts above target



Hispanic / Latino, 24 students

Score: 95.8 %

64.1 pts above target



Multi Racial / Other

Insufficient Sample

Native Hawaiian / Pacific Islander

Insufficient Sample

White

Insufficient Sample

English Learners

Insufficient Sample

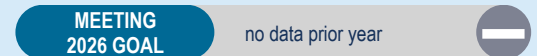
Students with IEPs

Insufficient Sample

Economically Disadvantaged, 107 students

Score: 70.1 %

38.4 pts above target



College & Career: Every Student Graduates Ready for College and Careers

Goal 5 - Career and Technical Education

Graduation and College Readiness

School Code | 4030 School Name | High School of Engineering and Science

Goal 5: The percentage of Career and Technical Education (CTE) students who pass an industry standards-based competency assessment by the end of their 12th grade year will grow from 54.5% in August 2019 to 80.0% in August 2026.

% of 12th Grade CTE Students Meeting Industry Standards

All Students

Insufficient Sample

AP, IB, or Dual Enrollment Course Metrics

31.3 %

% of Students Meeting Standard on AP Exam, on IB Exam, or in Dual Enrollment Course by End of 12th Grade

40.3 %

% of Students Participating in but Not Meeting Standard on AP Exam, IB Exam, or Dual Enrollment Course by the End of 12th Grade

28.4 %

% of Students Not Participating in AP Exam, IB Exam, or Dual Enrollment Course by the End of 12th Grade

Other Key Metrics

97.4 %

Ninth-Grade On-Track Rate

78.8 %

First-Fall Matriculation

79.1 %

% of Students Completing the FAFSA by End of 12th Grade

- Meeting Target
- Not Meeting Target

College & Career: Every Student Graduates Ready for College and Careers

Graduation and College Readiness

School Code | 4030 School Name | High School of Engineering and Science

Four-Year Cohort Graduation Rate

All Students, 199 students

Score: 98.5 %



2021-2022 Target: 87.7 %
10.8 pts above target

2025-2026 Goal: 90.0 %
8.5 pts above target



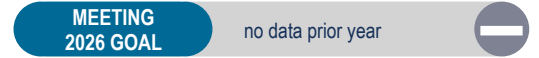
- Meeting Target
- Not Meeting Target

American Indian / Alaskan Native

Insufficient Sample

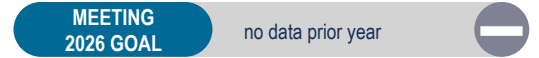
Asian, 24 students

Score: 95.8 %
8.1 pts above target



Black / African American, 138 students

Score: 99.3 %
11.6 pts above target



Hispanic / Latino

Insufficient Sample

Multi Racial / Other

Insufficient Sample

Native Hawaiian / Pacific Islander

Insufficient Sample

White

Insufficient Sample

English Learners

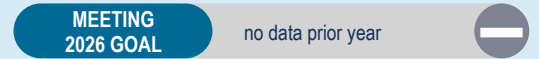
Insufficient Sample

Students with IEPs

Insufficient Sample

Economically Disadvantaged, 111 students

Score: 97.3 %
9.6 pts above target



College & Career: Every Student Graduates Ready for College and Careers

Graduation and College Readiness

School Code | 4030 School Name | High School of Engineering and Science

Four-Year Cohort Drop-Out Rate

Four-Year Cohort Continuation Rate

All Students

0 out of 199 students

Score: 0.0%

All Students

3 out of 199 students

Score: 1.5%

American Indian / Alaskan Native

Insufficient Sample

American Indian / Alaskan Native

Insufficient Sample

Asian

0 out of 24 students

Score: 0.0%

Asian

1 out of 24 students

Score: 4.2%

Black / African American

0 out of 138 students

Score: 0.0%

Black / African American

1 out of 138 students

Score: 0.7%

Hispanic / Latino

Insufficient Sample

Hispanic / Latino

Insufficient Sample

Multi Racial / Other

Insufficient Sample

Multi Racial / Other

Insufficient Sample

Native Hawaiian / Pacific Islander

Insufficient Sample

Native Hawaiian / Pacific Islander

Insufficient Sample

White

Insufficient Sample

White

Insufficient Sample

English Learners

Insufficient Sample

English Learners

Insufficient Sample

Students with IEPs

Insufficient Sample

Students with IEPs

Insufficient Sample

Economically Disadvantaged

0 out of 111 students

Score: 0.0%

Economically Disadvantaged

3 out of 111 students

Score: 2.7%

Climate, Culture & Opportunity

Guardrail 1 - Welcoming and Supportive Schools

School Code | 4030 School Name | High School of Engineering and Science

Guardrail 1: Every school will be a safe, welcoming and healthy place where our students, staff and community want to be and learn each day. This means that our schools will be: 1) environmentally safe and clean; and 2) spaces with inclusive climates that provide students with access to robust social, emotional, and mental health supports.

School Climate Score

Score: 7.0



2021-2022 Target: 7.0
at target

2025-2026 Goal: 7.0
at target



School Climate Survey

7.7/10
Student Rating

9.1/10
Parent Rating

6.2/10
Teacher Rating

School Instruction Score

Score: 7.6



2021-2022 Target: 8.0
-0.4 pts from target

2025-2026 Goal: 8.0
-0.4 pts from target



School Instruction Survey

7.9/10
Student Rating

8.0/10
Parent Rating

6.9/10
Teacher Rating

- Meeting Target
- Not Meeting Target



No

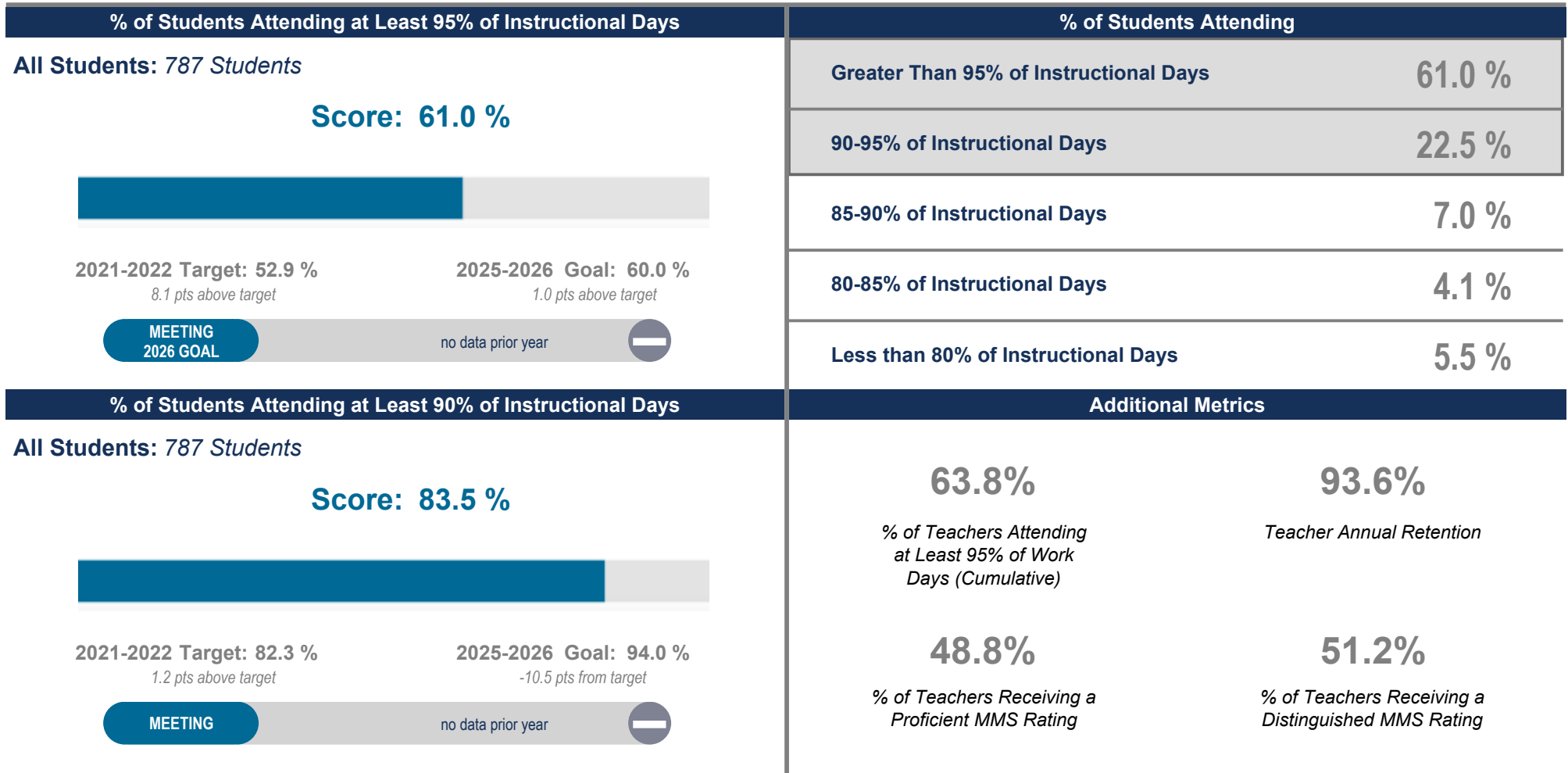
School Has at Least 2 Behavioral/Mental Health Support FTEs per 500 Students

Climate, Culture & Opportunity

Guardrail 1 - Welcoming and Supportive Schools

School Code | 4030 School Name | High School of Engineering and Science

Guardrail 1: Every school will be a safe, welcoming and healthy place where our students, staff and community want to be and learn each day. This means that our schools will be: 1) environmentally safe and clean; and 2) spaces with inclusive climates that provide students with access to robust social, emotional, and mental health supports.



- Meeting Target
- Not Meeting Target

Climate, Culture & Opportunity

Guardrail 2 - Enriching and Well-rounded School Experiences

Guardrail 3 - Partnering with Parents / Family Members

School Code | 4030 School Name | High School of Engineering and Science

Guardrail 2: Every student will have a well-rounded education with co-curricular opportunities, including arts and athletics, integrated into the school experience.

Guardrail 3: Every parent and guardian will be welcomed and encouraged to be partners in their child's school community.

% of Students Participating in Co-Curricular / Athletics Activities

*% of Students
Participating in Co-
Curricular / Athletics
Activities*

Data Unavailable

School Relationship Score

Score: 8.0



2021-2022 Target: 8.0
at target

MEETING
2026 GOAL

no data prior year

Additional Metrics



Yes

School Has a SAC/Parent Advisory Group



Yes

School Has a SAC/Parent Advisory Group That Meets Regularly



4

Number of SAC/Parent Advisory Group Meetings

- Meeting Target
- Not Meeting Target

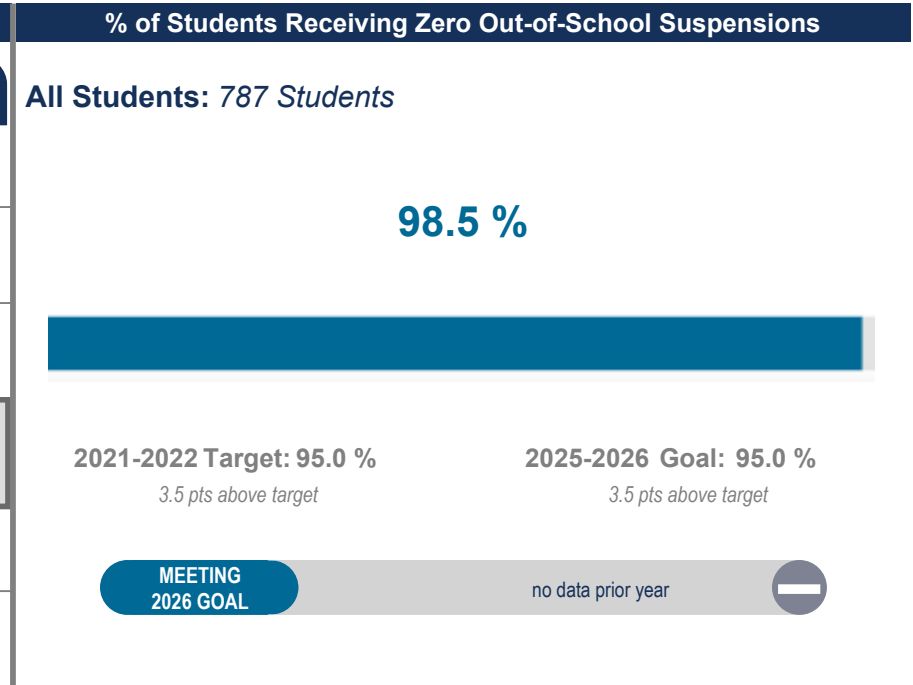
Climate, Culture & Opportunity

Guardrail 4 - Addressing Racist Practices

School Code | 4030 School Name | High School of Engineering and Science

Guardrail 4: Our students' potential will not be limited by practices that perpetuate systemic racism and hinder student achievement.

Suspension Disproportionality			
	% of Enrollment (Total Enrollment)		% of Suspensions Given to Each Subgroup
All Students	(782)		
American Indian / Alaskan Native	0.0 %	(0)	0.0 %
Asian	13.4 %	(105)	8.3 %
Black / African American	62.0 %	(485)	66.7 %
Hispanic / Latino	11.1 %	(87)	8.3 %
Multi Racial / Other	5.4 %	(42)	0.0 %
Native Hawaiian / Pacific Islander	0.1 %	(1)	0.0 %
White	7.9 %	(62)	16.7 %
English Learners	0.9 %	(7)	0.0 %
Students with IEPs	2.3 %	(18)	0.0 %
Economically Disadvantaged	51.7 %	(404)	75.0 %



Disproportionality in AP, IB, and Dual Enrollment Courses

All Students	Black / African American	Hispanic / Latino
81.6 %	82.0 %	68.4 %

- Meeting Target
- Not Meeting Target